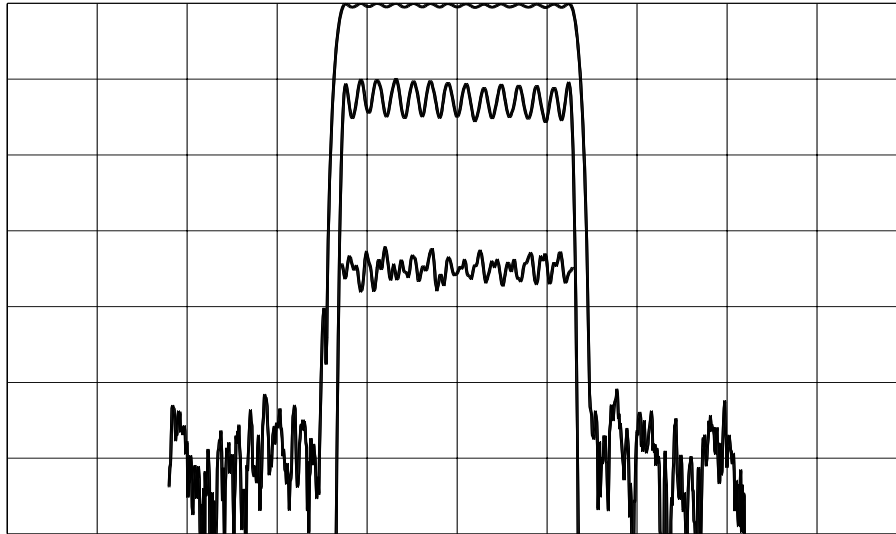


TYPICAL PERFORMANCE



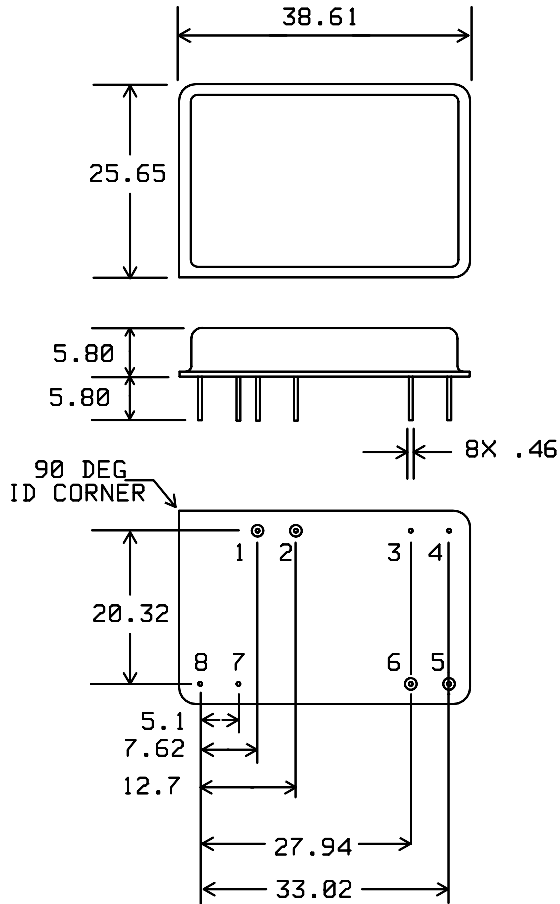
Horizontal: 2.5 MHz/div

Vertical (from top): Magnitude 10 dB/div
Magnitude 1 dB/div
Group Delay 50 ns/div

SPECIFICATION

Parameter	Min.	Typ.	Max.	Units.
F_visual		38.9		MHz
F_color		33.4		MHz
F_audio		32.9		MHz
Center Frequency (Nominal)		36		MHz
Insertion Loss (36.612 ±3.025 MHz @ 25°C)		29	31	dB
Passband Ripple(33.5 - 39.55)		0.6	1	dB p-p
1.5 dB Lower Band Edge			33.4	MHz
1.5 dB Upper Band Edge	39.65			MHz
Lower 35 dB point	32.9			MHz
Lower 43 dB point	32.348			MHz
Upper 40 dB point			40.348	MHz
Upper 43 dB point			40.9	MHz
Rejection (10 - 30.9)	45	50		dB
Rejection (31 - 32.348)	40	50		dB
Rejection (40.9 - 70)	40	50		dB
Group Delay Ripple			50	ns
Ambient Temperature		50		° C
Temperature Coefficient		-90		ppm / ° C
Source/Load Impedance		50		Ω
Matching Network	None			
Substrate Material	YZ Lithium Niobate			

PACKAGE OUTLINE

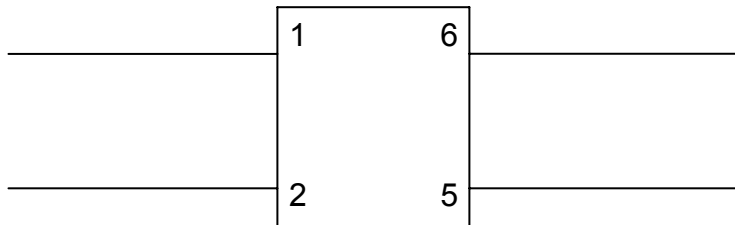


Units: mm

Pin Configuration:

- Input: 1
- Input Return: 2
- Output: 6
- Output Return: 5
- Ground: All other pins.

MATCHING CIRCUIT



No matching components required.

ISO 9001
Registered

All specifications are believed to be accurate and reliable. However, Spectrum Microwave reserves the right to make changes without notice.
© 2010 All rights reserved.